

← Thread



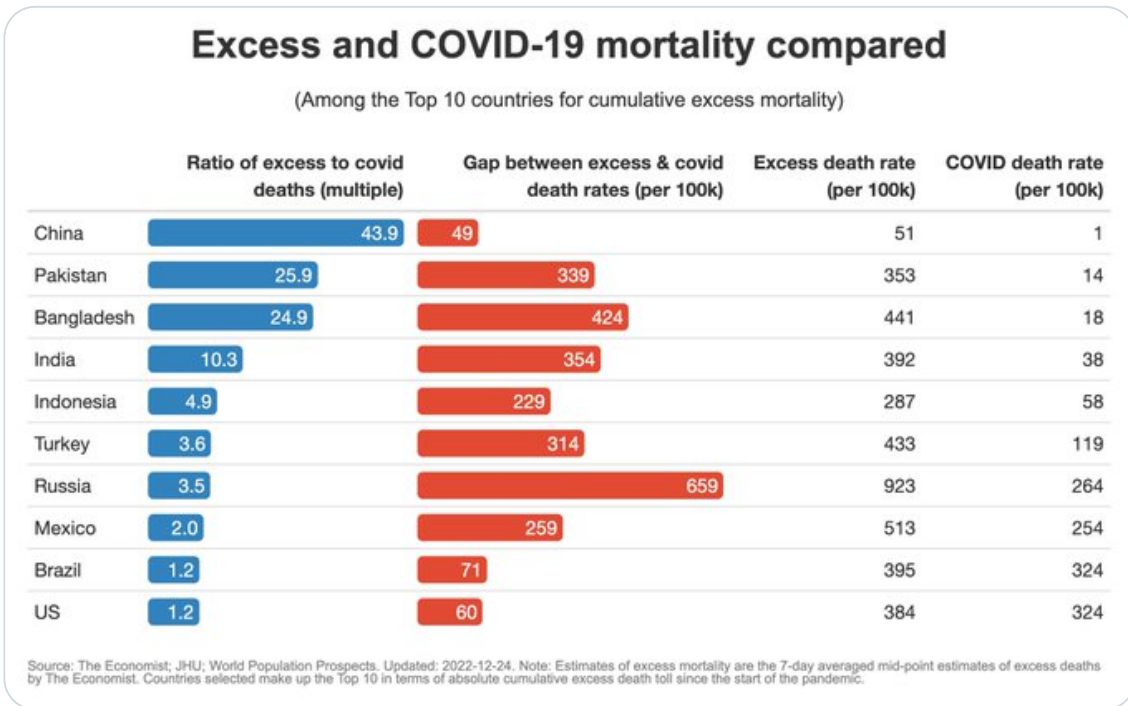
Philip Schellekens
@fibke



The best available estimates of cumulative excess mortality in China outstrip the reported COVID-19 numbers by a factor of 44

But even this number is subject to large uncertainty

1/



2:02 PM · Dec 24, 2022 · 51.3K Views

66 Retweets 3 Quote Tweets 179 Likes



Tweet your reply

Reply



Philip Schellekens @fibke · Dec 24, 2022



Replying to @fibke

These numbers are based on the mid-point estimates of the excess death model of The Economist

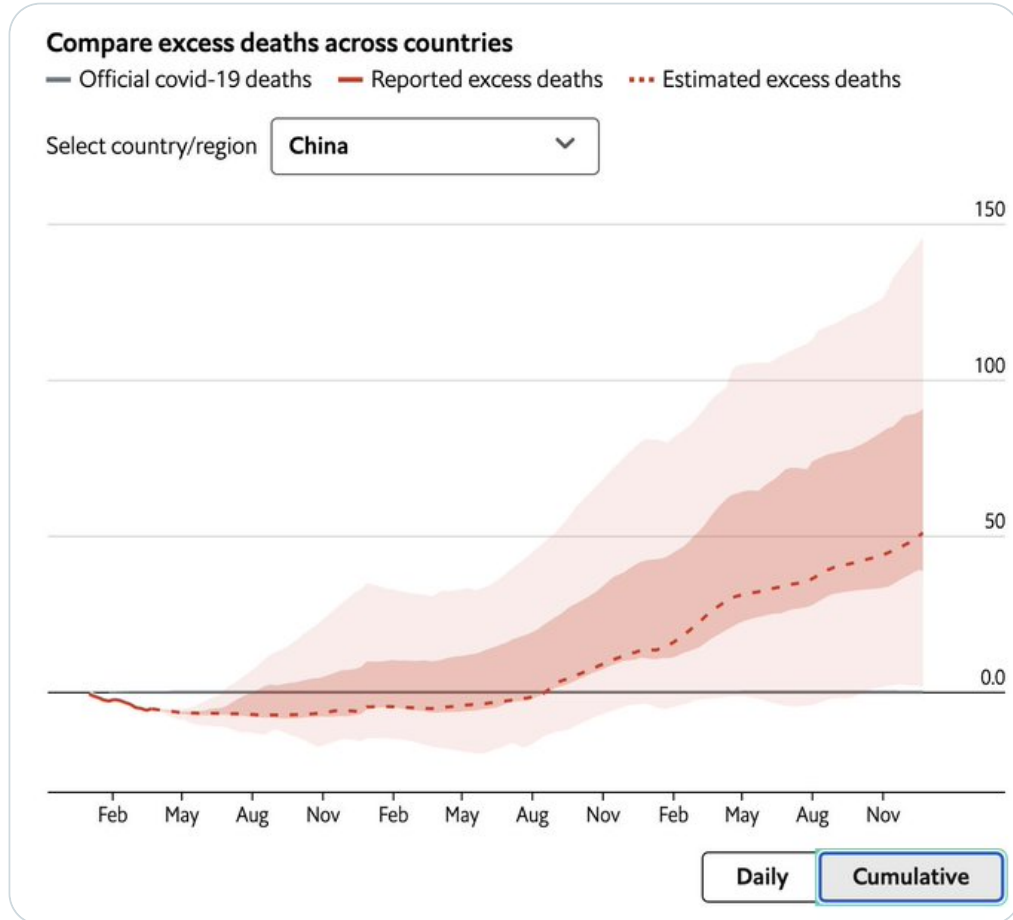
The dashed line below traces the mid-points for cumulative excess

mortality per 100k

The accompanying confidence bands are shown at 50% (dark) and 95% (light)

Lots of uncertainty

2/



1 2 22 2,159



Philip Schellekens @fibke · Dec 24, 2022




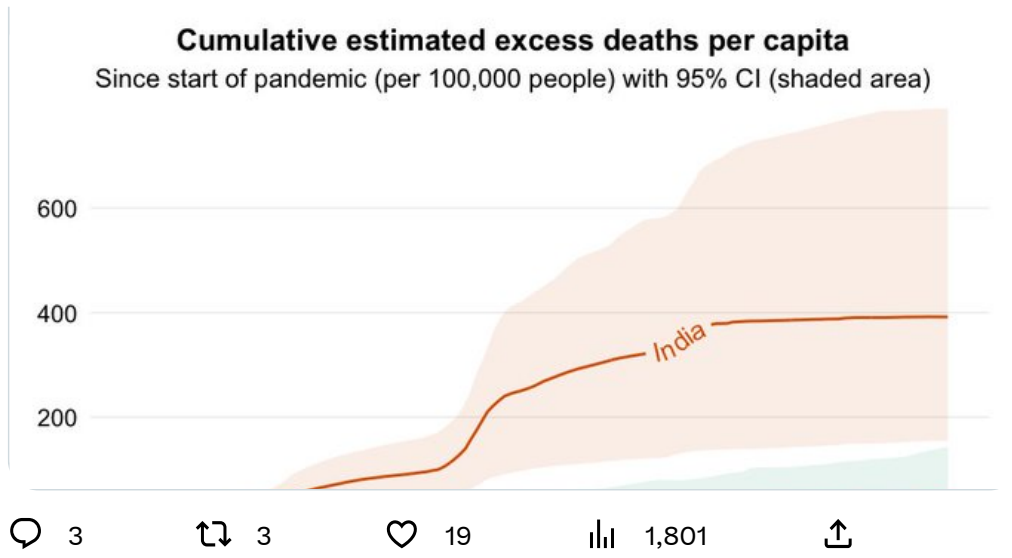
Despite the massive surge in cases and widespread news about morgues filling rapidly, the Economist's estimates haven't picked up the trend yet

China is in a better position than India was May 2021. Still, the writing's on the wall: [nature.com/articles/d4158...](https://www.nature.com/articles/d4158...)

@Sondreus

3/





Philip Schellekens @fibke · Dec 24, 2022



Finally, remember that an estimated 130 million people ages 60+ are not boosted, among whom some 40 million are not vaccinated all.

4/



Philip Schellekens @fibke · Dec 21, 2022

130 million elderly in China have not yet received a COVID-19 vaccine booster

Among them, 40 million are completely unvaccinated

1/

Show this thread

	People in cohort	People not vaccinated at all	People not boosted
	(in millions)		
60-69	154	17	68
70-79	77	11	40
80+	28	11	22
Total	259	39	130

1 6 15 2,171



Stinson Norwood @snorman1776 · Dec 24, 2022



Replying to @fibke

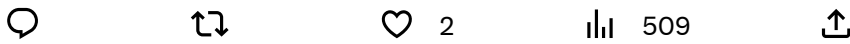
China has curbed societal interaction for three years. Is that without a mortality cost?



Chris 🇺🇦 @sardohorn@mastodonap... @SardoH... · Dec 24, 2022 ...

Replying to @fibke and @fitterhappierAJ

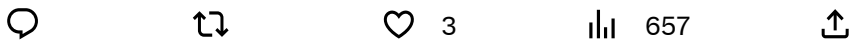
Could the large excess death in Russia be, in part, down to loses in Ukraine?



Sheldon C @sheldonchang · Dec 24, 2022 ...

Replying to @fibke and @fitterhappierAJ

China doesn't count "deaths w covid" as covid deaths. Meaningless to compare.



Matt Thompson @mvthomster · Dec 24, 2022 ...

Replying to @fibke and @dwallacewells
excellent graph




Duni @duni34 · Dec 24, 2022 ...

Replying to @fibke and @JeffreyStClair3

Some basic math here. Sources on the lethality. Peer reviewed study plus @FT reviewing NHS data (first 2 screenshots). As far as excess deaths, gotta keep in mind their lockdowns kill too, third screenshot.

The block contains three screenshots. The first is a PDF document titled 'View PDF' with a 'Download full issue' button. The text under 'Findings' discusses a study on Danish blood donors, mentioning a 66% seroprevalence and an infection fatality rate (IFR) of 6.2. The 'Interpretation' section notes that screening allowed for detecting recent infections. The 'Funding' section is partially visible. The second screenshot is from the Financial Times, showing a line graph titled 'As of mid 2020' with data points for various countries. The third screenshot is a news article from the Financial Times about a 4-year-old girl in Lanzhou, China, who died after falling from a balcony, with a caption mentioning 'China's draconian 'zero-COVID' policy'.

 **Duni** @duni34 · Dec 11, 2022

Omicron estimates are 6 to 35 dead per 100k infected. If EVERYBODY gets infected that's about 84k-490k deaths. A range of unnoticeable flu season to bad flu season. That's BEFORE factoring in lower % of obese & lower % of over 65 than the west. Those are the most at risk.

Show this thread



530



Ivor Mectin - Space Trucker @sshholes_elbows · Dec 24, 2022



Replying to @fibke and @PeterHotez

"With Covid" or "of/from Covid" deaths.

Big difference...



481

